

THE
RICOH **IS450SE/IS450DE** SCANNER



Enhanced
efficiency for
high-speed
and duplex
scanning



RICOH®

HIGH-CAPACITY with

The RICOH® IS450 Image Scanner offers several exciting innovations that have been designed to improve your work efficiency. To start, it is able to perform duplex scanning at the swift speed of 98ipm (Ricoh IS450DE), simplex mode scanning at 65ppm. You can operate it independently of your PC. It comes standard with an Endorser function.

The Ricoh IS450's intelligent design allows you to place it virtually anywhere with easy access to all of its many features. The IS450 handles the broadest range of paper sizes — up to 11" x 17", and it's the first scanner to pass the US EPA's rigorous Energy Star® specification standards. Add a full roster of image processing features, and you have a scanner that will keep you far ahead of your burgeoning scanning needs — with style.


Higher Productivity

Fast Scanning Time

The Ricoh IS450's impressive scanning speeds of 65ppm in simplex mode and 98ipm in duplex mode ensure enhanced work efficiency.

Duplex Scanning

The Ricoh Contact Image Sensor (CIS) enables double-sided documents to be scanned in a single operation when fed into the ADF (Auto Document Feeder). (Ricoh IS450DE)



User Conscious Functions

Endorser Function (standard for both the Ricoh IS450SE and IS450DE)

The Endorser enables you to print up to 19 characters for easy retrieval of mission critical images.

Standard Interfaces

The Ricoh IS450 comes standard with SCSI-2 (SCAM) interface and ISIS and TWAIN compliant software drivers.

Document Size Detection

This function automatically detects the length and width of the original and sends the information to your PC screen.

Large 150-Sheet ADF Capacity

The ADF can handle up to 150 standard letter size sheets at a time.

Superior Paper Handling

The Ricoh IS450 Image Scanner is capable of handling a wide range of sizes, from small documents such as personal checks to 11" x 17" paper with impressive reliability.

SCANNER

o u t s t a n d i n g d e s i g n

Designed for Ease of Use

Easy Operation

Unlike conventional scanners that can only be operated via PC, with the Ricoh IS450 Image Scanner you can activate the scanner by pressing the Start Key on the scanner unit operation panel (Manual Scanning).

Space-Saving Design


The Ricoh IS450 Image Scanner intelligently integrates paper feeding and other operations for maximum flexibility, enabling convenient placement against a wall. All cables, cords and connectors are recessed so the ADF can be opened without having to relocate the scanner.

Environment-Conscious Design

The Ricoh IS450 is the first scanner to meet the specification standards of the US Environmental Protection Agency's Energy Star program.

256 Gray Scale Gradations

A maximum of 256 gradations of gray scale are available to permit highly accurate scanning of photographs.



Optional Image Processing Unit

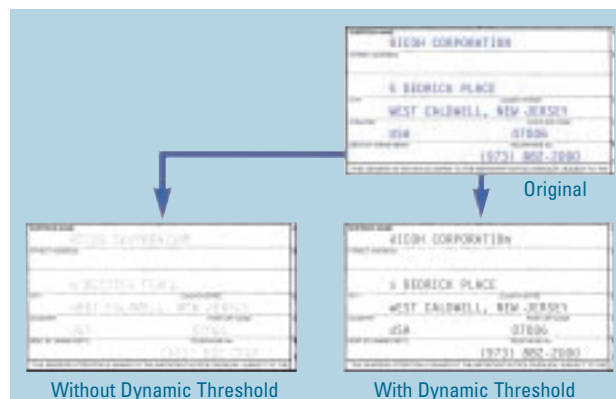
The Image Processing Unit enables operation of the following functions:

- **Auto Photo/Letter**

Automatically distinguishes the text and photographic portions of an original, and scans each in the most suitable scan mode.

- **Dynamic Threshold**

Automatically determines a suitable threshold value based on the brightness of the original and converts the scanned image into binary data.



Dynamic Threshold

RICOH®
Image Communication

THE RICOH IS450 SPECIFICATIONS

Flatbed Performance

Type:	Desktop Flatbed Scanner
Configuration:	Flatbed with built-in ADF
Document Size:	Up to 11" x 17"
Scanning Area	
Main Scanning:	Max. 11.73"
Sub Scanning:	Max. 17.00"
Scanning Time:	
1.05 sec. (Letter/Portrait @ 200 dpi)	
1.87 sec. (Letter/Portrait @ 400 dpi)	
Optical Resolution:	400 dpi
Output Resolution:	100 - 800 dpi
Gray Scale:	256 gradations (8 bits/pixel)
Interface:	SCSI 2 (SCAM)
Software Interface:	TWAIN and ISIS
Power Supply:	120V AC, 60Hz
Dimensions:	18.5" (W) x 26.77" (D) x 11.22" (H) (including rubber feet)
Weight:	IS450SE: Approx. 57 lbs. IS450DE: Approx. 59 lbs.



Note: Specifications are subject to change without notice. The color(s) of the actual product may vary from the color(s) shown in this brochure. For particulars, please consult your salesperson.

Auto Document Feeder (ADF) Performance

Access to ADF:	Front loading		
Stack Volume:	150 sheets (letter size paper)		
Document Size			
Main Scanning:	Max. 11.73", Min. 2.72"		
Sub Scanning:	Max. 18.74", Min. 4.72"		
Throughput:			
	IS450SE/DE<Simplex mode>		
		Portrait	Landscape
LT/200 dpi	57 ppm	65 ppm	
LT/400 dpi	32 ppm	38 ppm	
	IS450DE<Duplex mode>		
		Portrait	Landscape
LT/200 dpi	88 ipm	98 ipm	
LT/400 dpi	48 ipm	55 ipm	



There is a name synonymous with the business world: Deming. Named for Dr. W. Edwards Deming, the Deming Medal Award recognizes corporations and individuals that demonstrate an outstanding commitment to quality control. Ricoh has won two coveted Deming prizes for quality control.



Ricoh Co. Ltd. has been granted a certificate of ISO 9001, which is the International Standard for Quality Systems.



EPA 1998 Imaging Partner of the Year
EPA 1997 Copier Partner of the Year
EPA 1996 Overall Office Equipment Partner of the Year
Ricoh Corporation has determined that this product meets the Energy Star® guidelines for energy efficiency.



Printed in the U.S.A. on recycled paper because Ricoh cares.

RICOH®
Image Communication

Ricoh Corporation, Five Dedrick Place, West Caldwell, NJ 07006
1-800-955-3453 Website: <http://www.ricoh-usa.com>

Ricoh is a registered trademark of Ricoh Company, Ltd.
All other trademarks are the property of their respective owners.
©Ricoh Corporation

SA-9816-1